

钱江工业机器人

QJR10-1

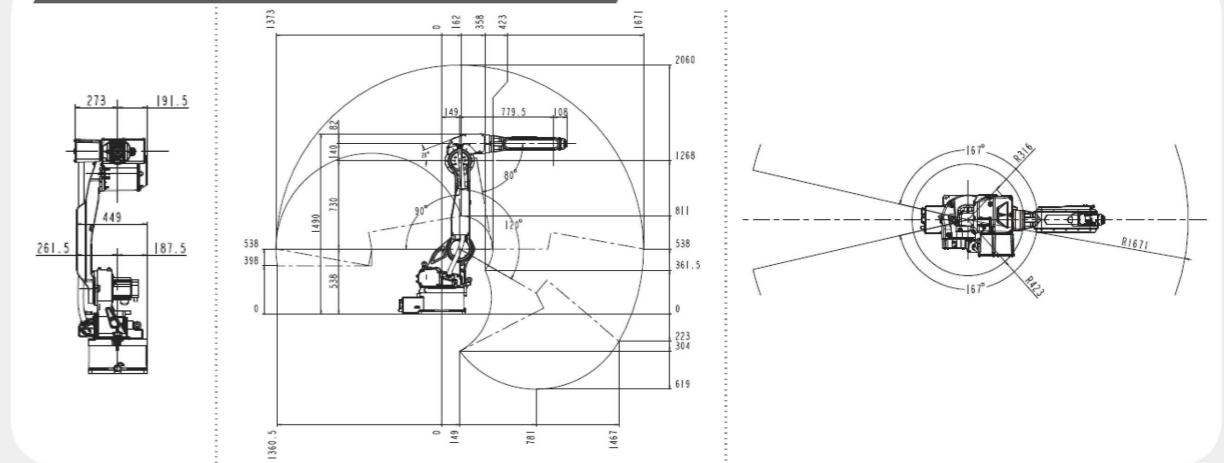
INDUSTRIAL ROBOT



- 有效载荷10kg, 臂展1.67米, 设计结构紧凑, 可灵活选择地面安装或倒置安装;
- 工作空间大、运行速度快、重复定位精度高, 适用于焊接、喷涂、上下料、搬运、分拣、装配等应用, 适用范围广。
- Payload 10kg, reach distance of 1.67 meters, the design is highly compact, flexible installation with ground or inverse position.
- Large workspace, high running speed, high repeat positioning accuracy, suitable for welding, spraying, loading and unloading, handling, sorting, assembly and other wide range of applications.

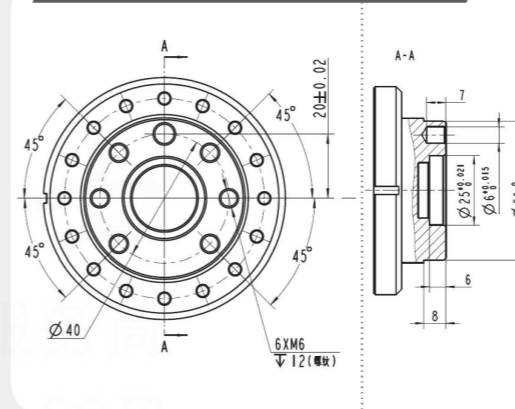
机器人外形尺寸和最大动作范围图

Figure Of Robot Shape Size And Maximum Motion Range



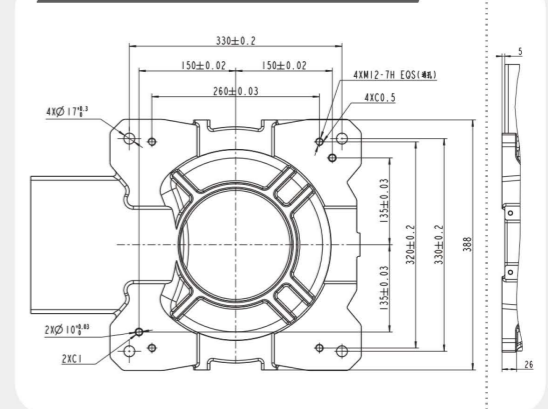
机器人末端安装尺寸图

Dimension Chart Of Robot End - Mounted



机器人底座安装尺寸图

Mounting Dimensions Of Robot Base



机器人基本规格表

Technical Specifications Of Robot

机构形态 Mechanism	垂直多关节 Vertical multi-joint robot	允许扭矩 Allowable Torque	J4 24.6 N·m J5 24.6 N·m J6 9.8 N·m
轴数 Axis Number	6	惯性力矩 Inertia Moment	J4 0.63 kg·m ² J5 0.63 kg·m ² J6 0.1 kg·m ²
有效载荷 Payload	10kg	安装环境 Installation Environment	温度 TEMP 0~45 °C 湿度 HUM 20%~80% RH (不结露) No condensation
重复定位精度 Repeat Positioning	±0.05mm	振动 NVH <4.9m/s ² (0.5G)	其他 Others 避免易燃、腐蚀性气体和液体; Avoid flammable, corrosive gases and liquids; 避免接触水、油、粉尘等; Avoid contact with water, oil, dust, etc.;
最大臂展 Max Armspan	1671mm	电源容量 Power Capacity	3.3kVA
防护等级 Protection Degree	IP30	电控柜尺寸 Cabinet Size	580*600*960mm
本体重量 Robot Body Weight	220kg	电控柜重量 Cabinet Weight	130kg
机械限位范围 Motion Range	J1 ±172° J2 +166°, -100° J3 +83°, -92° J4 ±170° J5 ±125° J6 ±360°	电源 Source	三相四线380V ^{±10%} -10%
最大速度 Max Speed	J1 172°/s J2 172°/s J3 183°/s J4 430°/s J5 430°/s J6 584°/s	安装方式 Installation	地面、吊顶 Wall, Ceiling



工博士网: www.gongboshi.com
 官网: www.gongboshi.org
 邮箱: service@gongboshi.com
 电话: 021-31666777